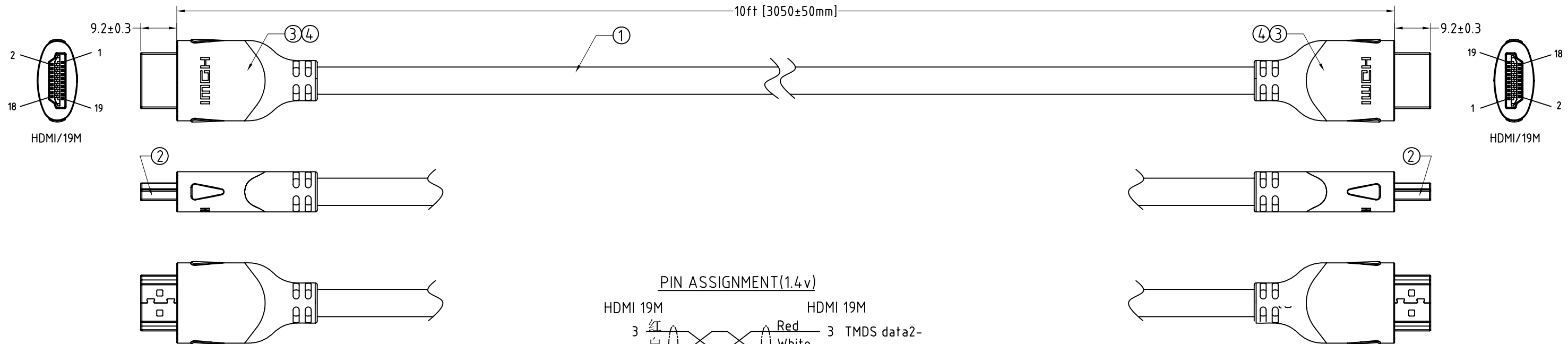


NOTE:ALL MATERIAL COMPLIANT ROHS STANDARD

REVISION INFORMATION

Rev.	Rev. Date	Modified By	Brief Description
0.0	2019/06/04	Panther	Release to product
1.0	2020/10/23	Darrick	Change model



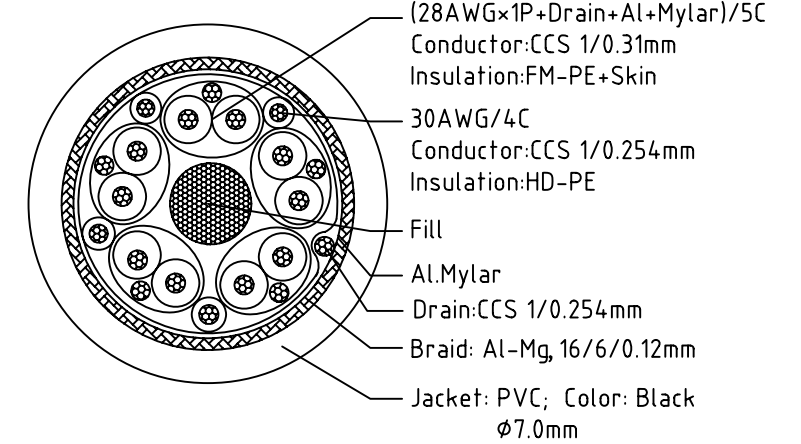
Electrical character:

- 1)100% Open/short/Intermittent testing
- 2)Withstanding voltage:DC 300V AT 10ms.
- 3)Insulation resistance:10M Ohm(min)
- 4)Residual operating current:
  - a.<1.M=0.5mA; b.1.0~2.0M=1.0mA;
  - c.2.0~3.0M=2.0mA; d.3.0~5.0M=3.0mA;
  - e.5.0~10M=5.0mA; f.10~15M=7.0mA;
- 5)Conductive resistance:5 Ohm(Max)
- 6) 100% 3D、4K@60Hz testing

PIN ASSIGNMENT(1.4v)

HDMI 19M		HDMI 19M	
3	红	Red	3 TMDS data2-
1	白	White	1 TMDS data2+
2	地	Drain	2 TMDS data2 Shield
6	绿	Green	6 TMDS data1-
4	白	White	4 TMDS data1+
5	地	Drain	5 TMDS data1 Shield
9	蓝	Blue	9 TMDS data0-
7	白	White	7 TMDS data0+
8	地	Drain	8 TMDS data0 Shield
12	棕	Brown	12 TMDS Clock-
10	白	White	10 TMDS Clock+
11	地	Drain	11 TMDS Clock Shield
19	黑	Black	19 HPD/ HEAC-
14	白	White	14 Utility/ HEAC+
17	地	Drain	17 DDC/CEC/HEAC GND
13	白	White	13 CEC
15	黄	Yellow	15 SCL
16	橙	Orange	16 SDA
18	红	Red	18 +5V Power
SHELL	编织+地线	Braid+Drain	SHELL

Wire Details



NO.	PART NAME	SPECIFICATION DESCRIPTION	QTY	UNIT
①	Cable	(28#CCS/1P+ADM)/5C+30#CCS/4C+F+A+D+B(16/6/0.12,Al-Mg)+PVC,Black,OD7.0mm		
②	HDMI_Conn	HDMI A/M,PIN G/F,Black Insulation,Steel-Shell(G/F Plated),Solder type		
③	Innermold	PE,Low density		
④	Overmold	PVC,45Pa,Black		

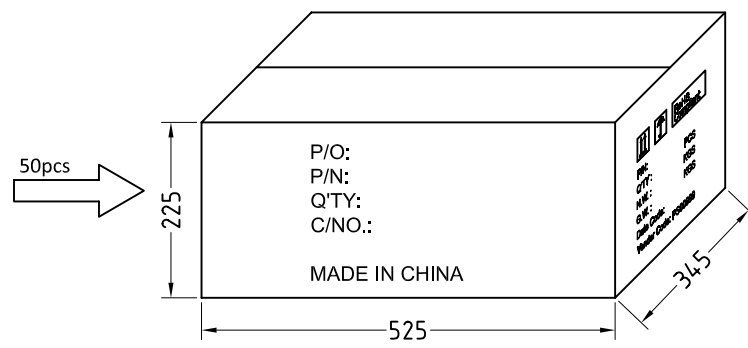
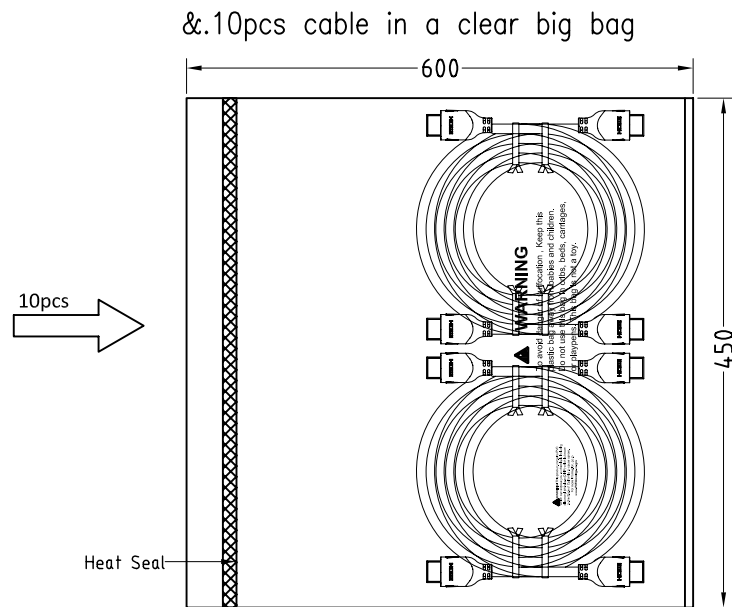
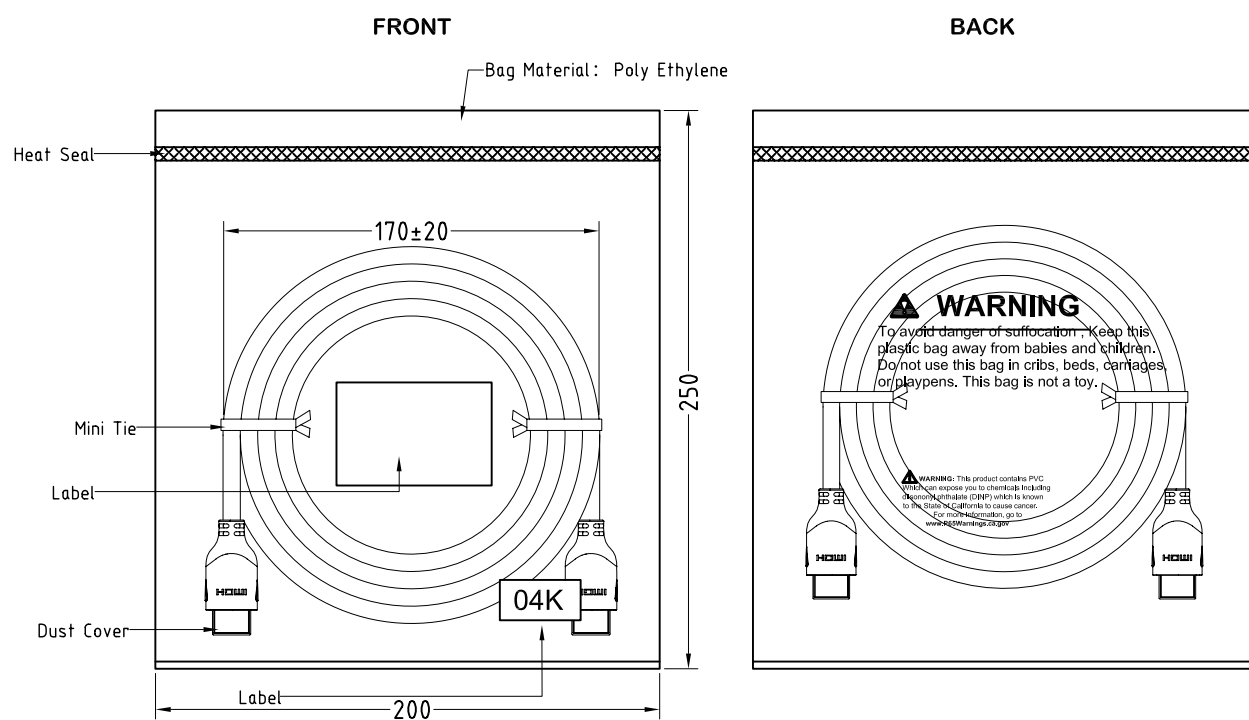
Unless specified on the drawing, tolerances are per the follows:

.	+1
.x	+0.2
.xx	+0.05

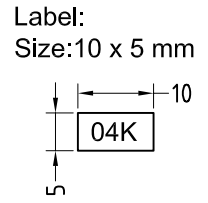
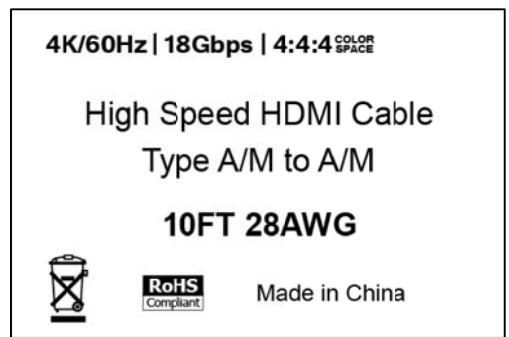
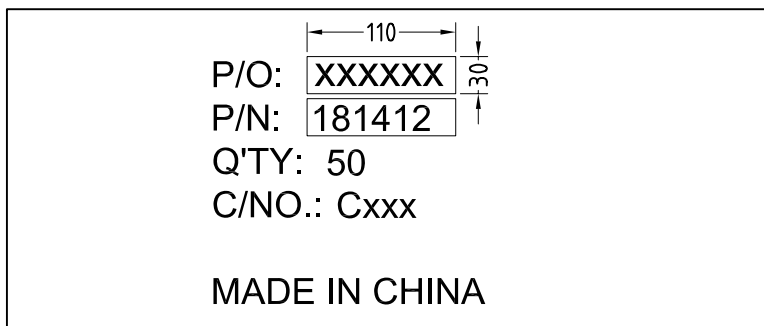
DRAWN BY	DATE: 2020/10/23	DESCRIPTION: HDMI A/M TO HDMI A/M Cable	
CHECKED BY	SHEET 1of2	ITEM NO. 181412	
APPROVED BY	SCALE None	REV. 1.0	UNIT:mm

NOTE: CARTON MATERIAL MUST BE A=A

REVISION INFORMATION			
Rev.	Rev. Date	Modified By	Brief Description
0.0	2019/06/04	Panther	Release to product
1.0	2020/10/23	Darrick	Change model



Label:  
Size: 60 x 40 mm

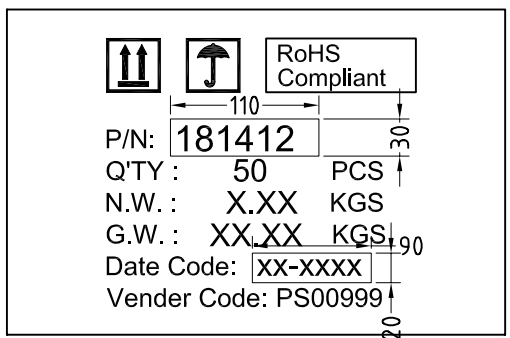


Packing Instruction:

1. First of all, protect the connector with dust covers, coil the cable (see attached). Secure the cable with cable tie, and then pack each cable with an individual PE bag, 10 pcs cable in a clear big bag, the label is attached to the PE bag.
2. Seal the PE bag with heat sealing machine.
3. Use a waterproof bag to pack the products before going into master carton. Make sure each individual cable is staggered and positioned tidily. A paperboard is needed in both the bottom and the top of the products.
4. See shipping mark on the left.

MAIN MARK

SIDE MARK



Carton Size: 20.67"(L)\*13.58"(W)\*8.86"(H)  
Carton Quantity: 50 pcs  
Carton Weight: 24.22 LBS

DRAWN BY	DATE: 2020/10/23	DESCRIPTION: HDMI A/M TO HDMI A/M Cable	
CHECKED BY	SHEET 2of2	ITEM NO. 181412	
APPROVED BY	SCALE None	REV. 1.0	UNIT:mm